

# *St. Clair County Rabbit Project Book 2025*

*This project record book is mandatory for the rabbit participant.*

*The Project Record Book is required of all rabbit exhibitors in order to show/sell and must be turned in completed to the Fair office by July 1<sup>st</sup>, by 5pm.*

Exhibitor's Name: \_\_\_\_\_

Name of 4-H Club: \_\_\_\_\_

Years in 4-H : \_\_\_\_\_ Years in Project: \_\_\_\_\_ Age as of 1/1/2025: \_\_\_\_\_

\*Entry division is based on the exhibitor's age, not the years in the project.\*

☐ Novice: Age 8-10 ☐ Young Age 11-12 ☐ Intermediate: Age 13 -14

☐ Junior: Age 15-16 ☐ Senior: Age 17-19

The rabbit feed you use to feed your rabbits is: \_\_\_\_\_

Signed \_\_\_\_\_ Date \_\_\_\_\_ Signed \_\_\_\_\_

Exhibitor's Signature

4-H Project Leader

**Please read all of the Guidelines on page 1**

[put this page under the clear cover of your binder]

Attach a photo of you and your  
rabbit here

## Signatures

\*\*\*By signing below, I am stating that I am familiar with this work and, to the best of my knowledge, the member completed this record book and the information included in it is correct.\*

| Title                  | Signature | Date |
|------------------------|-----------|------|
| Parent                 |           |      |
| 4-H Rabbit/Cavy Leader |           |      |

### **Rabbit Book Project Book Requirements -**

- The Rabbit Project Book is required to be completed to be eligible to show in the Rabbit Project area at the St. Clair County Fair
- Project books should be placed in a white binder no larger than 2", with page 1 under the front overlay. **Attach a fair exhibitor tag to the front of the book, completely filled out.**
- Get required signatures and follow the directions on the top of each page.
- When putting your pages in the binder, put them in the order they are given to you and all pictures and additional information should be placed behind it.
- Do not put the current record book pages in page protectors, but you may put your own additional pages in page protectors.
- Answers are found in the American Rabbit Breeders Association Standard of Perfection, Michigan 4 - H Showmanship Guide or resource listed at top of page.
- **Complete every page in the project book.**
- Do not leave any blank answers. Do what your age group is assigned only - 1 assigned question, left blank is an incomplete book **Incomplete books will not be scored and will receive a C rating.** Books that contain obvious adult contributions or inappropriate content will not be scored. This will make it an INCOMPLETE BOOK. If you have a special need, please see the Rabbit Superintendent before the Book deadline. Please complete the book to the best of your ability.
- **Incomplete or late** project books will not be eligible for Grand or Reserve in rabbit classes at fair. This is in all Rabbit Project Classes at Fair.
- Effort, creativity, correctness and completeness of answers will be used in judging the project record book. **No glitter** - glitter stickers are permitted though.
- **The current project book you completed will be scored,** but you are encouraged to also add other information such as: -Information about your rabbitry housing, feed, breeding, and so on. -Information about your specific breeds -Pictures of your rabbits, you showing your rabbits and so on -General Rabbit Information -Anything rabbit related you would like to include. **Bonus points will be given. If there are ties, there may be interviews,** which will be held Monday of the fair following Rabbit Science interviews. Names will be posted in the barn on Sunday of fair, of those to be interviewed.
- If you have any questions on The Rabbit Project Book please contact Rob or Cathie Usakowski at 810-434-1194 or email at [robandcathie@yahoo.com](mailto:robandcathie@yahoo.com)
- **Please visit the St. Clair County Rabbit and Cavy Developmental Committee page on FB, this is where you will find updates, information, tips and more on all the rabbit project areas.**

## FEED

Everyone complete

What brand of feed do you use? \_\_\_\_\_

Do you feed anything beside pellets? If Yes, what? \_\_\_\_\_

---

Attach your feed tag below



## Glossary Terms

Resource Standard of Perfection  
Novice 1-6 only - everyone else do 1-12


1. The upper portion of the back \_\_\_\_\_
2. The term to describe the skeletal structure of a rabbit. \_\_\_\_\_
3. The act of natural shedding of fur \_\_\_\_\_
4. The tactile surface characteristics, or feel, of fur \_\_\_\_\_
5. An extremely lightly marked animal in marked breeds or broken groups \_\_\_\_\_
6. A mature rabbit of breeding age \_\_\_\_\_
7. Wool that is compacted or felted \_\_\_\_\_
8. A division within a breed or group determined by color \_\_\_\_\_
9. The lower cheek or jaw area \_\_\_\_\_
10. A rabbit less than 6 months of age \_\_\_\_\_
11. A single, round spot of color on the of marked breeds \_\_\_\_\_
12. The longer wool on top of the ears of some woolled breeds \_\_\_\_\_



## 4 or 6 Class

Everyone Completes-Resource the Standard of Perfection  
True or False

1. The Mini Lop is a 6 class breed \_\_\_\_\_
2. The American is a 4 class breed \_\_\_\_\_
3. The Jersey Wooly is a 4 class breed \_\_\_\_\_
4. The Thrianta is a 6 class breed \_\_\_\_\_
5. The French Angora is a 4 class breed \_\_\_\_\_
6. The Flemish Giant is a 6 class breed \_\_\_\_\_
7. The Dwarf Hotot is a 4 class breed \_\_\_\_\_
8. The Giant Chin is a 6 class breed \_\_\_\_\_
9. The Silver Marten is a 6 class breed \_\_\_\_\_
10. The Mini Rex is a 6 class breed \_\_\_\_\_
11. The Lion Head is a 4 class breed \_\_\_\_\_
12. The Silver Fox is a 6 class breed \_\_\_\_\_





**Breed:**

**Max. Weight:**




**Breed:**

**Max. Weight:**



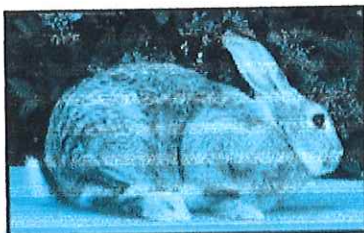
**Breed:**

**Max. Weight:**



**Breed:**

**Max. Weight:**




**Breed:**

**Max. Weight:**



**Breed:**

**Max. Weight:**



**Breed:**

**Max. Weight:**



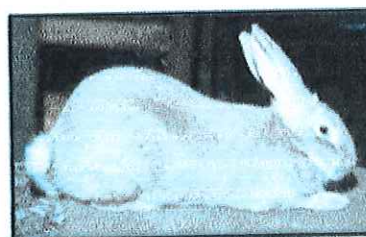
**Breed:**

**Max. Weight:**



**Breed:**

**Max. Weight:**



**Breed:**

**Max. Weight:**

## RABBIT BREEDS

Novice completes the first row of 4 rabbits, Everyone else completes all

### 4-H Rabbit Fitting and Showing Member Guide

Novice 1 - 5 , Everyone else completes 1-10 . Fill in the blanks

1. Consider both \_\_\_\_\_ and \_\_\_\_\_ when choosing a rabbit breed.
2. When choosing a rabbit for showmanship, it's a good idea to choose a rabbit that's older than \_\_\_\_\_ old.
3. All rabbits need a regular \_\_\_\_\_, especially before a show.
4. Check the rabbits eyes during showmanship, do this to make sure the rabbit isn't \_\_\_\_\_, doesn't have \_\_\_\_\_ or \_\_\_\_\_ eyes, and the correct eye color for its breed.
5. On the rabbit showmanship scorecard, the appearance of the exhibitor is worth \_\_\_\_\_ points.
6. The quiz at the end of showmanship may be \_\_\_\_\_ or \_\_\_\_\_.
7. In the United States, domestic rabbits were mainly used for \_\_\_\_\_ up until the late 1800's, when fanciers started breeding for \_\_\_\_\_.
8. The \_\_\_\_\_ was formed in Detroit in 1910.
9. The group was later renamed the \_\_\_\_\_.
10. On the rabbit showmanship scorecard, how many points are on the rabbit only ? \_\_\_\_\_

EVERYONE COMPLETES THIS PAGE

[illegible]



# Market Rabbit Classes Multiple Choice Sheet

Instructions : Please read each question carefully and select the correct answer

## Questions

1. What is the maximum age for meat pens at the St. Clair County 4H and Youth Fair?  
a) 60 days                      c) 70 days  
b) 69 days                      d) 75 days
  
2. What is the maximum weight for fryer class rabbits?  
a) 4.5 lbs                      c) 6.0 lbs  
b) 5.5 lbs                      d) 6.5 lbs
  
3. What is the minimum weight for roaster class rabbits?  
a) 5.0 lbs                      c) 6.0 lbs  
b) 5.5 lbs                      d) 6.5 lbs
  
4. At what age must stewer class rabbits be entered?  
a) Over six months                      c) Over five months  
b) Under six months                      d) Under five months
  
5. When judging market classes, which factor receives the most points?  
a) Fur                                      c) Uniformity of body & weight  
b) Condition of flesh                      d) Meat Type

*Rabbit, Rabbit, Rabbit - Novice do 1 thru 7 - Everyone else do them all*

*Unscramble the breed names*

1. EREJSY OWOLY \_\_\_\_\_

2. NATSI \_\_\_\_\_

3. NEEBEVR \_\_\_\_\_

4. TNA \_\_\_\_\_

5. SHOILP \_\_\_\_\_

6. DLHOLNA OLP \_\_\_\_\_

7. ONMIPALO \_\_\_\_\_

8. FDAWR PANLPOLI \_\_\_\_\_

9. REEGTNA UNRB \_\_\_\_\_

10. ANEHLTREIRN \_\_\_\_\_

11. LDIHAEON \_\_\_\_\_

12. ITHNATAR \_\_\_\_\_

13. EMAICANR \_\_\_\_\_

14. LEBU HLROICE \_\_\_\_\_

15. AFNROAILCNI \_\_\_\_\_



Color - Decorate - Be creative

With this picture of the rabbit - Everyone does this page

*Reminder No Glitter please*

